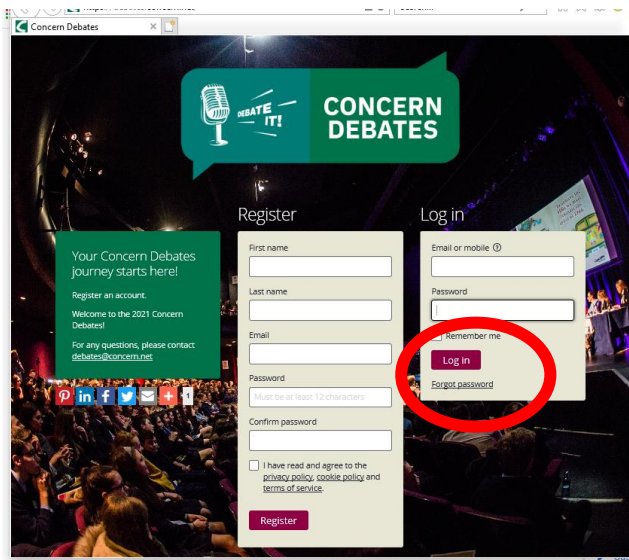


Debates Platform: A guide for adjudicators

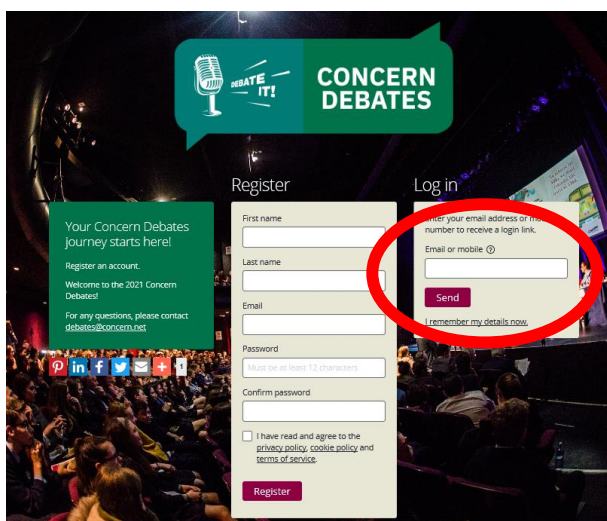
Registration:

Before using the Debates Platform for the first time, all adjudicators must register with their email address and create a password. You only have to do this once.

1. Go to: <https://debates.concern.net/>
2. Under 'Log in' click the Forgot password link.



3. You will then be asked to put in your email address to receive a log in link. Enter your email address and press the purple button 'Send' below.

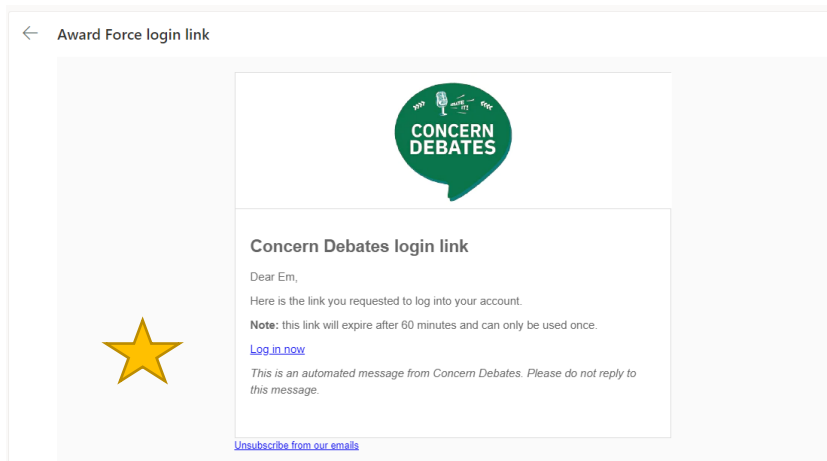


Debates Platform: A guide for adjudicators

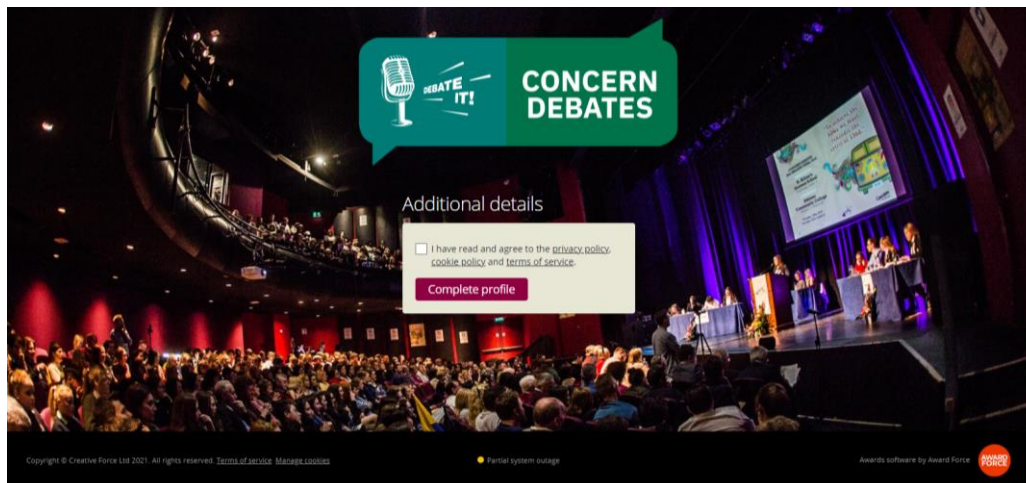
4. You will then see notification that an email has been sent.



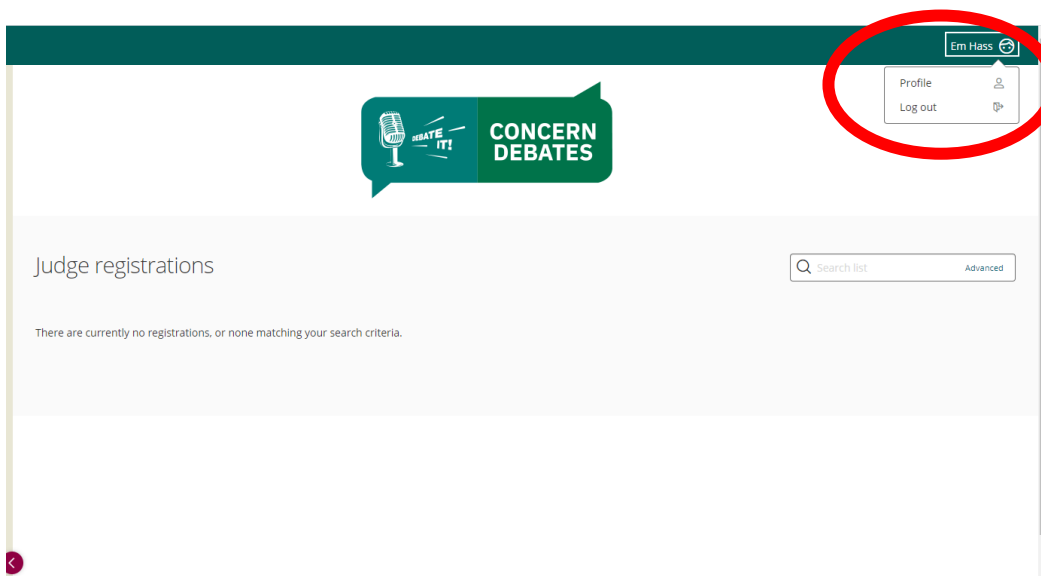
5. An email will be sent for verification to the email address that you have just inputted.



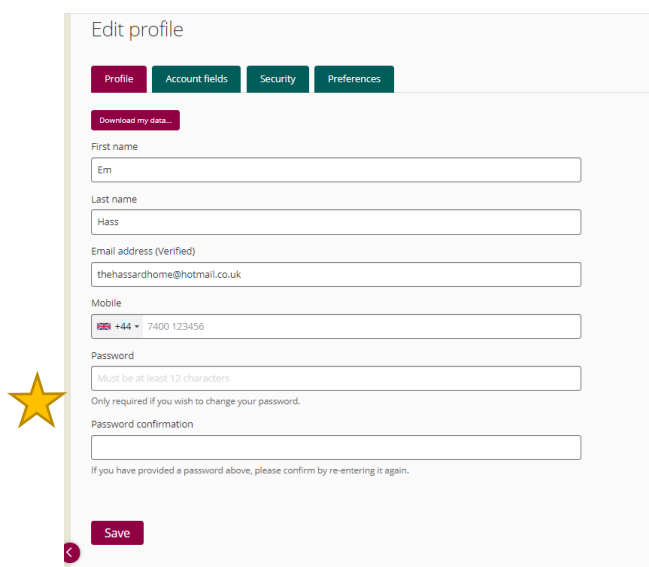
6. Click on the link within the email 'Log in now' to confirm your registration.
7. This will take you back to the homepage where you can read the privacy notice, cookie policy and terms of service. Once you have ticked that they have been read, click on the purple button 'Complete profile.'




7. You will be taken to your registration page. Click on the icon at the top right and select 'Profile' to create your password.



8. In your profile page you can select a password by entering it into the 'Password' section and then again into 'Password confirmation'. Finally press the purple button 'Save' at the bottom.

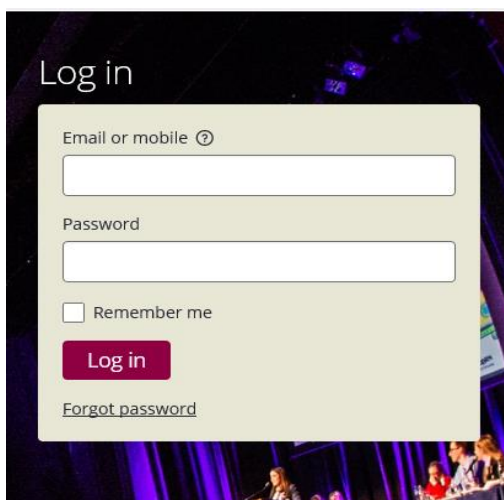


9. You will see confirmation that the Profile has been updated. Please ensure you keep a note of your email and password, which you will then use each time to log in.



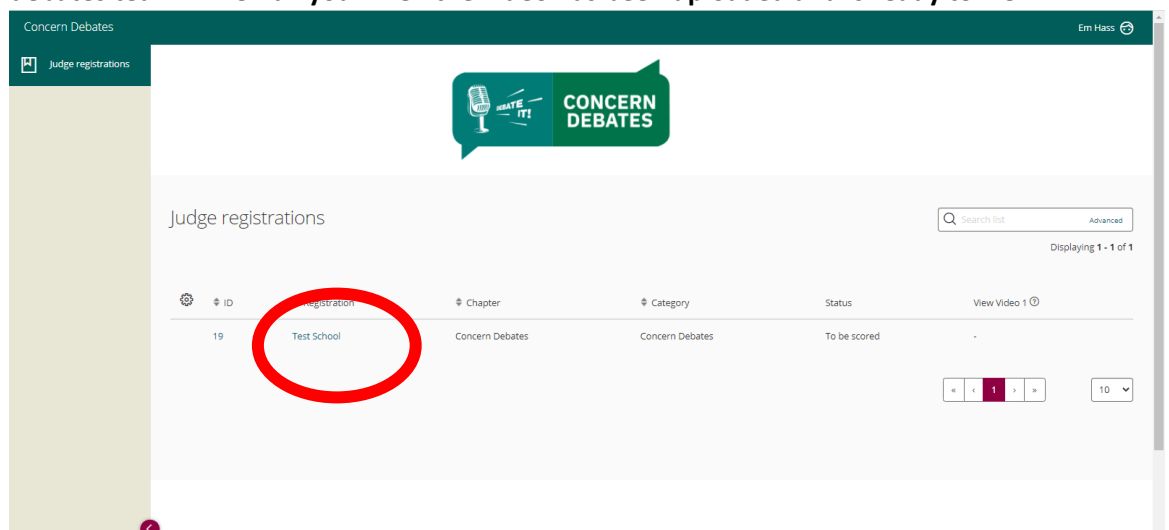
Viewing debates on the Debates platform:

1. The debates team will email you to ask about your availability to adjudicate a debate in a certain timeframe – for example over a weekend. Please let us know as soon as possible if this date does or does not suit.
2. If it is convenient for you to adjudicate, we will send you notification when there is a debate available for you to view on the Debates Platform.
3. Go to: <https://debates.concern.net/>



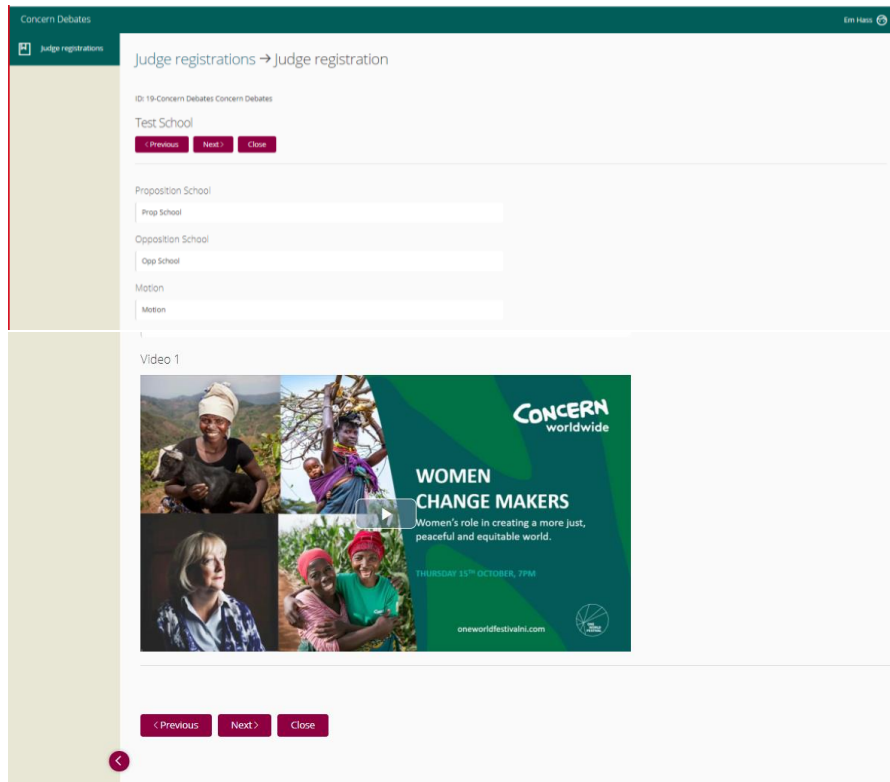
4. Log in using your email and password, which will take you to your registration page. You will see your debate as below, click on the name of the school to view.

Note: Your registration page will be blank until you have received a video to view. The debates team will email you when the video has been uploaded and is ready to view



Debates Platform: A guide for adjudicators

- You will now see the details of the debate, the Proposition and Opposition school names, the Motion and the video of the debate.



- Click the play button to view the video



Please note that the video will only be available for a limited time, so ensure you have adjudicated and completed scoring within the agreed timeframe

- Having watched the debate on the Debates Platform, please complete the Marking Sheet and Chief Adjudicator feedback form- on paper or the electronic version.
- Please return the marking sheet and Chief Adjudicator feedback form to the debates team by email: debates@concern.net / debatesni@concern.net

If you have any problems using the Debates Platform, please contact your Debates Team contact as soon as possible.

Thank you for your support.